

Tamil Nadu Election Analytics Dashboard

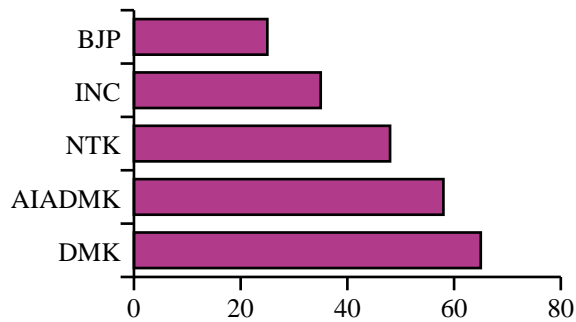
Total Seats
234

Votes Polled
6.9M

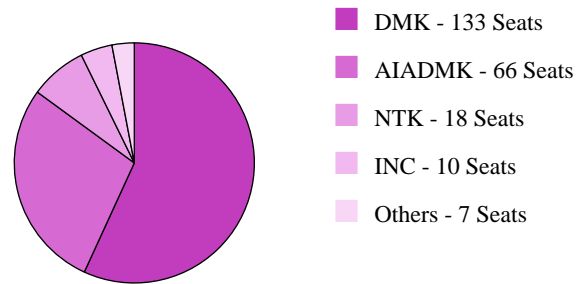
Avg Margin
25.1K

Political Parties
63

Votes by Political Party



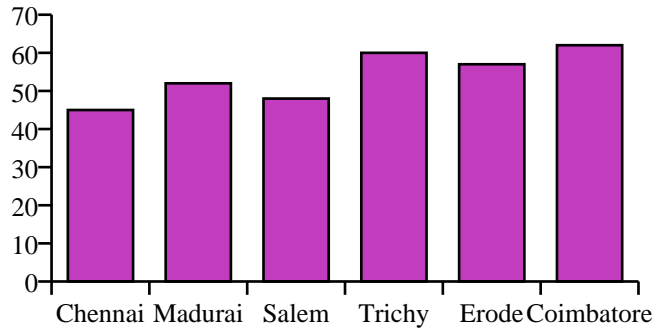
Seat Share Analysis



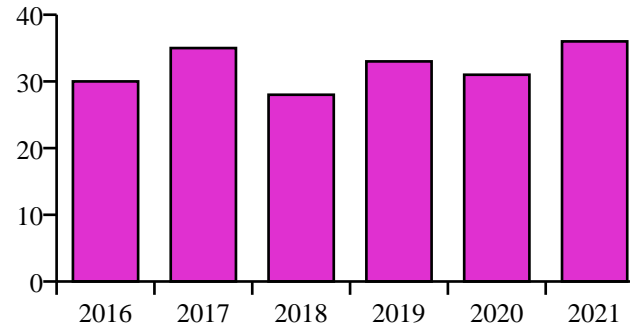
Filter by Party

- DMK
- AIADMK
- NTK
- INC
- BJP

Winning Margin by District



Election Vote Trend



Party	Seats	Vote Share
DMK	133	56.8%
AIADMK	66	28.2%
NTK	18	7.7%
INC	10	4.3%
Others	7	3.0%