


Power Consumption & Climate Insight Dashboard

Avg Temperature
18.81

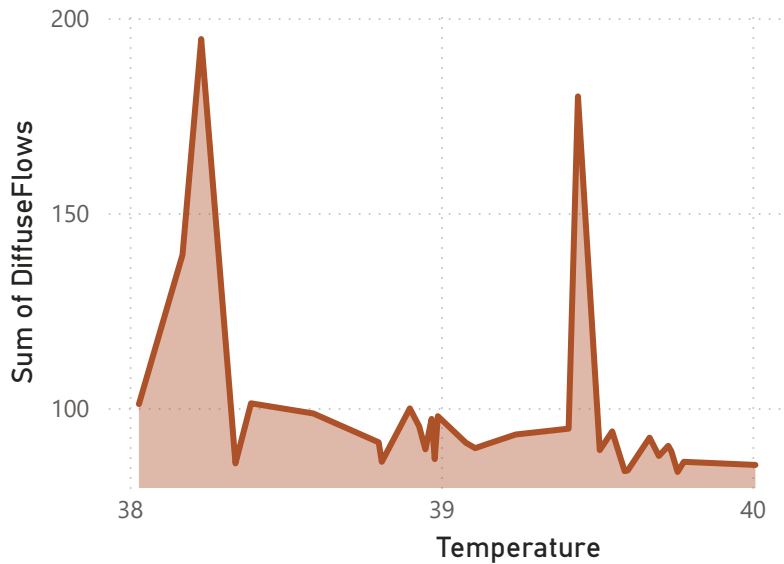
Avg Humidity
68.26

Total Power Zone1
1.70bn

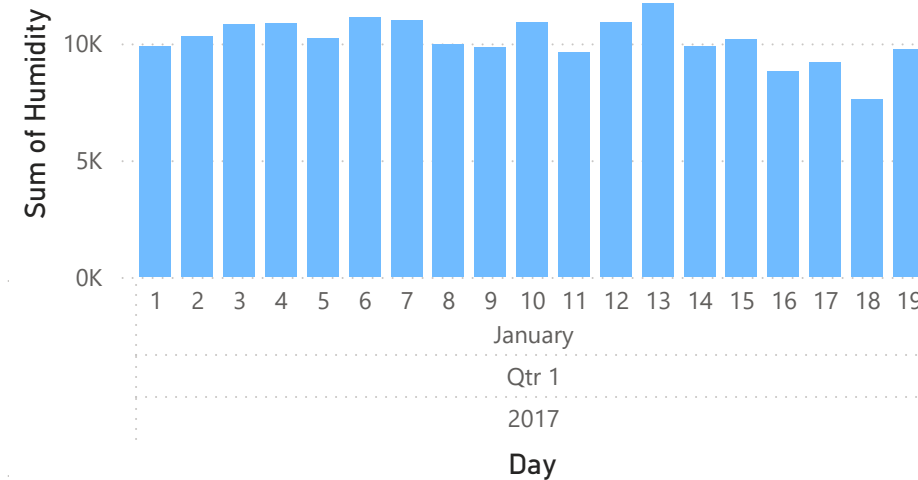
Total Power Zone2
1.10bn



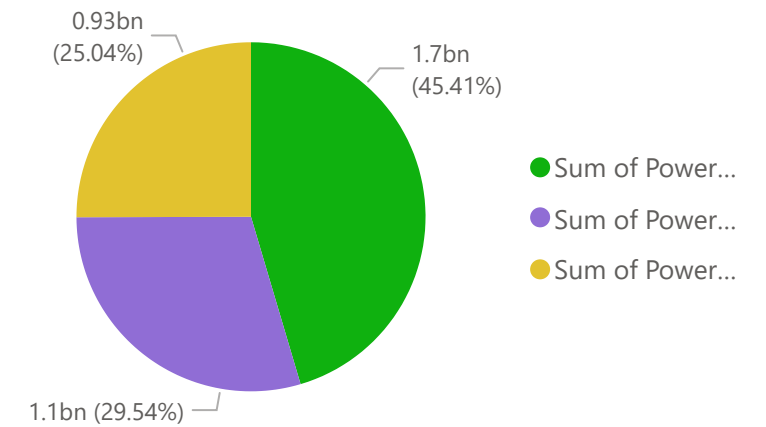
Temperature over Diffuse Flows



Humidity Over Time



Power Consumption Share By Zone



Year	Quarter	Month	Day	Sum of DiffuseFlows	Sum of GeneralDiffuseFlows	Sum of Humidity	Sum of Temperature
2017	Qtr 2	June	16	16,448.18	48,249.46	9,440.01	3,050.57
2017	Qtr 2	June	22	12,032.52	48,125.23	6,985.33	3,394.01
2017	Qtr 2	June	15	17,656.89	48,089.69	7,551.02	3,065.42
2017	Qtr 2	June	17	11,949.48	47,773.68	10,849.94	3,131.96
2017	Qtr 2	June	23	11,714.58	47,750.56	7,832.78	3,340.38
Total				39,32,668.80	95,76,225.71	35,77,890.92	9,85,946.22